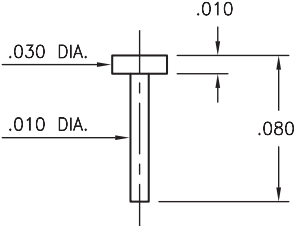
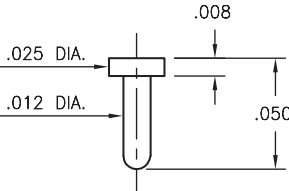
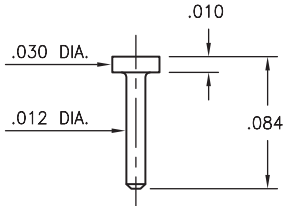
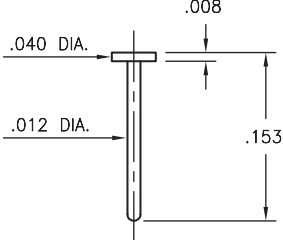
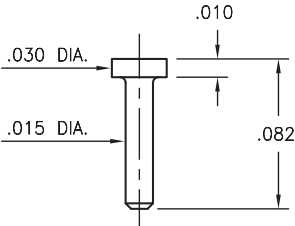
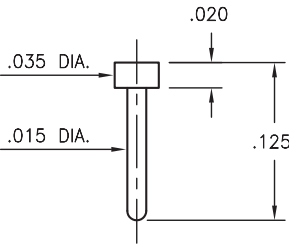
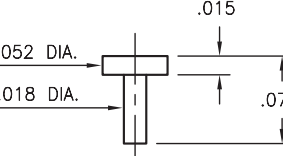
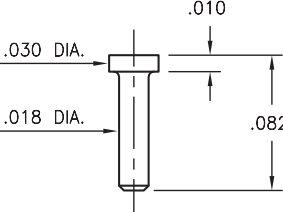
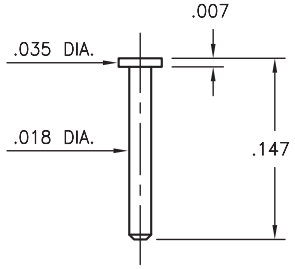
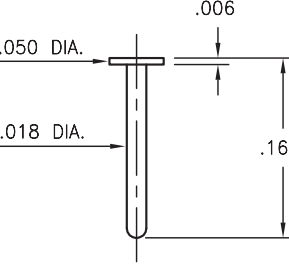
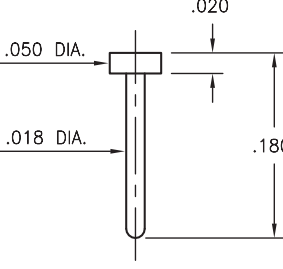
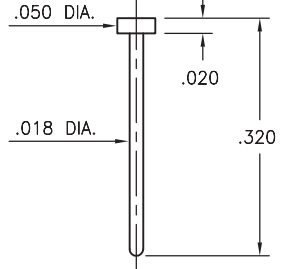


# MALE PCB PINS

## PRINTED CIRCUIT PINS • NAIL HEAD TYPE

<p><b>4184</b> 4184-0-00-XX-00-00-33-0 Solder mount in .014 mounting hole</p> 	<p><b>9050</b> 9050-0-00-XX-00-00-33-0 Solder mount in .016 mounting hole</p> 	<p><b>4353</b> 4353-0-00-XX-00-00-33-0 Solder mount in .016 mounting hole</p> 	<p><b>9083</b> 9083-0-00-XX-00-00-38-0 Solder mount in .016 mounting hole Also available on 16mm wide carrier tape: 1,950 parts per 13" reel. See page 224.2 for Tape &amp; Reel details</p> 
<p><b>4825</b> 4825-0-00-XX-00-00-33-0 Solder mount in .019 mounting hole Also available on 16mm wide carrier tape: 3,250 parts per 13" reel. See page 224.1 for Tape &amp; Reel details</p> 	<p><b>4689</b> 4689-0-00-XX-00-00-33-0 Solder mount in .019 mounting hole</p> 	<p><b>4361</b> 4361-0-00-XX-00-00-33-0 Solder mount in .022 mounting hole</p> 	<p><b>4288</b> 4288-0-00-XX-00-00-33-0 Solder mount in .022 mounting hole</p> 
<p><b>4068</b> 4068-0-00-XX-00-00-33-0 Solder mount in .022 mounting hole</p> 	<p><b>9113</b> 9113-0-00-XX-00-00-38-0 Solder mount in .022 mounting hole</p> 	<p><b>9137</b> 9137-0-00-XX-00-00-38-0 Solder mount in .022 mounting hole</p> 	<p><b>5137</b> 5137-0-00-XX-00-00-38-0 Solder mount in .022 mounting hole</p> 

### SPECIFICATIONS:

**Pin Material:** Brass Alloy 360, 1/2 Hard  
(Except where noted)

#### Dimensions: Inches

**Tolerances On:** Lengths:  $\pm .005$   
Diameters:  $\pm .002$   
Angles:  $\pm 2^\circ$



**ORDER CODE:** XXXX - X - 00 - XX - 00 - 00 - XX - 0

**BASIC PART #** →

← **SPECIFY PIN FINISH:**

- 01 200  $\mu$ " TIN/LEAD OVER NICKEL
- ◆ 80 200  $\mu$ " TIN OVER NICKEL (RoHS)
- ◆ 15 10  $\mu$ " GOLD OVER NICKEL (RoHS)
- ◆ 21 20  $\mu$ " GOLD OVER NICKEL (RoHS)
- ◆ 34 50  $\mu$ " GOLD OVER NICKEL (RoHS)

