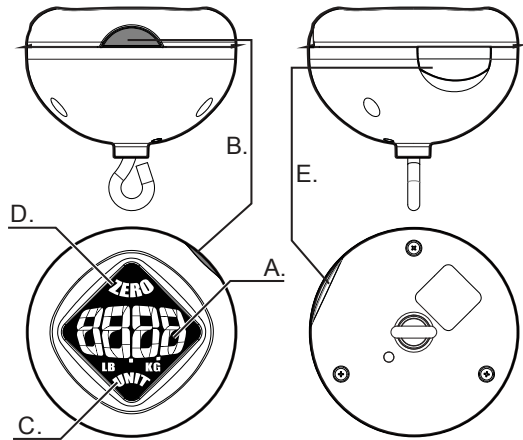


MODEL SC50

DIGITAL LUGGAGE SCALE

SCALE DESCRIPTION



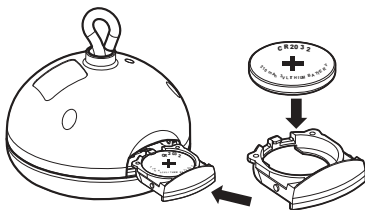
- A. LCD displayed reading
- B. Power ON/OFF button
- C. UNITS button
- D. ZERO set button
- E. Battery compartment

BUTTON DESCRIPTIONS



1. Press POWER button to switch ON.
2. Press UNIT to select weight units (lbs. or kg)
3. Press ZERO to null the displayed value.

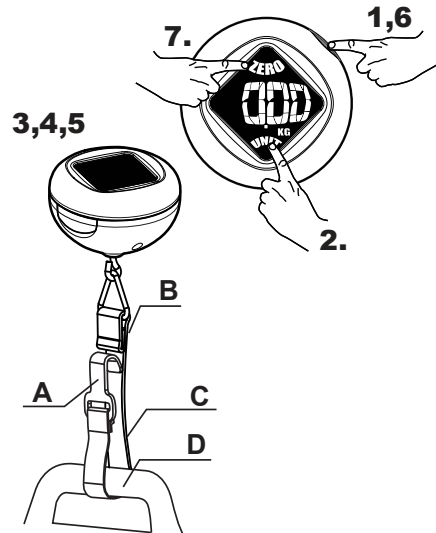
BATTERY REPLACEMENT



The scale uses one (1) CR2032 battery (3 volt). To replace the battery, open the battery drawer, remove old battery, and replace with a fresh one. Please observe correct polarity as shown. To close, gently push the battery door closed until a slight click is felt.

WEIGHING

1. Power ON: Press the power button to switch the scale ON. The LCD should indicate 0.00 lbs. or kg (ensure no stress on scale)
2. When the display shows 0.00 use the UNIT button to select the desired unit of measure lbs. or kg.
3. Strap the webbing belt (C) through the luggage handle (D) and secure the hook of the belt (A) onto the triangle shape ring (B).
4. Lift the scale gently. Ensure that the scale is horizontal and balanced. The LCD will show the luggage weight (wait for the weight reading to stabilize).
5. The AUTO HOLD function freezes the measured weight on the display for 45 seconds.
6. Power OFF: Press the hold the ON/OFF button for at least 3 seconds until the scale switches OFF (note that the scale will automatically switch OFF after 30 seconds of inactivity).
7. Tare Function: Weigh an object (bag, container, luggage, etc.) and, with the weight of the object displayed, press ZERO. Weigh an additional object and the LCD will display the net weight of the additional object.



- A. Hook
- B. Triangle ring
- C. Webbing belt
- D. Luggage handle

SAFETY CAUTIONS

- The scale can be damaged if overloaded. If the weight of an object is over 5% the maximum weight, 'EEEE' will be shown on the LCD.
- When battery icon is displayed, the battery must be replaced immediately.
- The battery should be removed if the scale is to be stored for a long period of time to avoid damage caused by leakage.
- The maximum weight is 110 lbs. (50 kg).

Copyright © 2015 FLIR Systems, Inc.

All rights reserved including the right of reproduction in whole or in part in any form

www.extech.com