


250V Class R Fuse Blocks

R250 Series



Catalog Symbol: R250 Series

Amp Rating: 1/4-600A

Voltage Rating: 250V

Agency Information:

CE, UL Listed, UL 4248, Guide IZLT, File E14853

CSA Certified, C22.2 No. 39,

Class 6225-01, File 47235

Withstand Rating (SCCR): 200kA RMS Sym.

For use with Class R fuses (LPN-RK, FRN-R, DLN-R and KTN-R)

UL Flammability: 94V0

Materials: Thermoplastic

Class R Fuseblocks (250V) Catalog Data (for LPN-RK, FRN-R, DLN-R and KTN-R Fuses)

Amps	Poles	Catalog Number	Terminal Type (Suffix No.)					Fig. No.	Wire Range
			Screw w/		Box Lug w/		0.25" Quick-Connect		
			—	Pres. Plate	—	Clip Cu Only			
1/2 to 30	1	R25030-1	SR	PR	CR	COR	QR*	1	COR #6-14 Cu ONLY
	2	R25030-2	SR	PR	CR	COR	—	2	CR #2-14 Cu, #2-12 Al
	3	R25030-3	SR	PR	CR	COR	—	3	PR #10-18 Cu ONLY QR N/A SR #10-18 Cu ONLY
31 to 60	1	R25060-1	—	—	CR	—	—	4	CR #2-14 Cu, #2-8 Al
	2	R25060-2	—	—	CR	—	—	5	
	3	R25060-3	—	—	CR	—	—	6	
61 to 100	1	R25100-1	—	—	CR	—	—	7	CR 1/0-8 Cu/Al
	2	R25100-2	—	—	CR	—	—	8	
	3	R25100-3	—	—	CR	—	—	9	
101 to 200	1	R25200-1	—	—	CR	—	—	10	CR 250kcmil-6 Cu/Al
	3	R25200-3	—	—	CR	—	—	11	
201 to 400	1	R25400-1	—	—	CR†	—	—	12	CR 500kcmil-4/0 Cu/Al
	3	R25400-3	—	—	CR†	—	—	13	
401 to 600	1	R25600-1	—	—	CR	—	—	14	CR 500kcmil-4/0 Cu/Al
	3	R25600-3	—	—	CR†	—	—	15	

*UL Recognized, No CSA Certification.

†No UL, No CSA Certification.

‡UL Recognized, CSA Certification

Dimensions - in
250V 1/0 to 30A

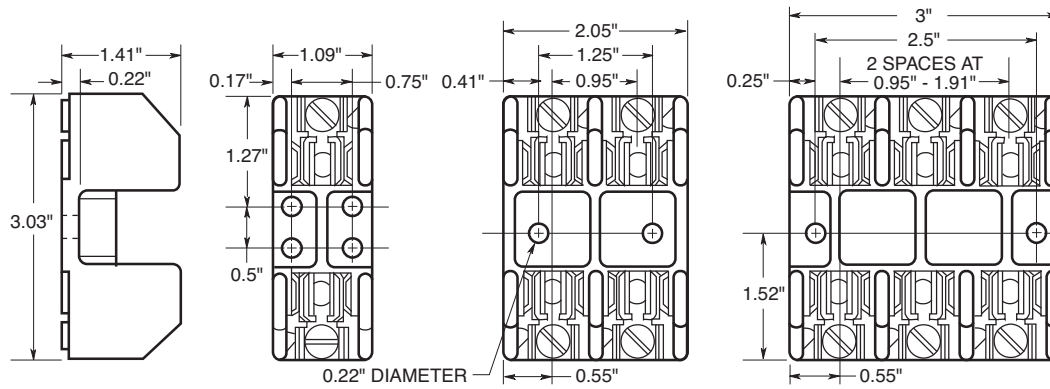


FIGURE 1.

FIGURE 2.

FIGURE 3.

250V, 31A to 60A

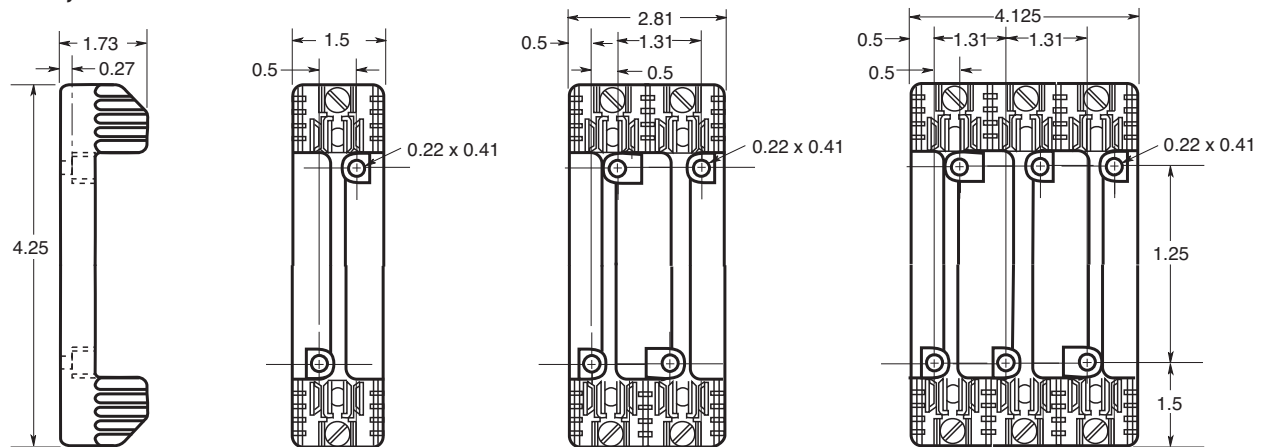


FIGURE 4.

FIGURE 5.

FIGURE 6.

250V, 61A to 100A

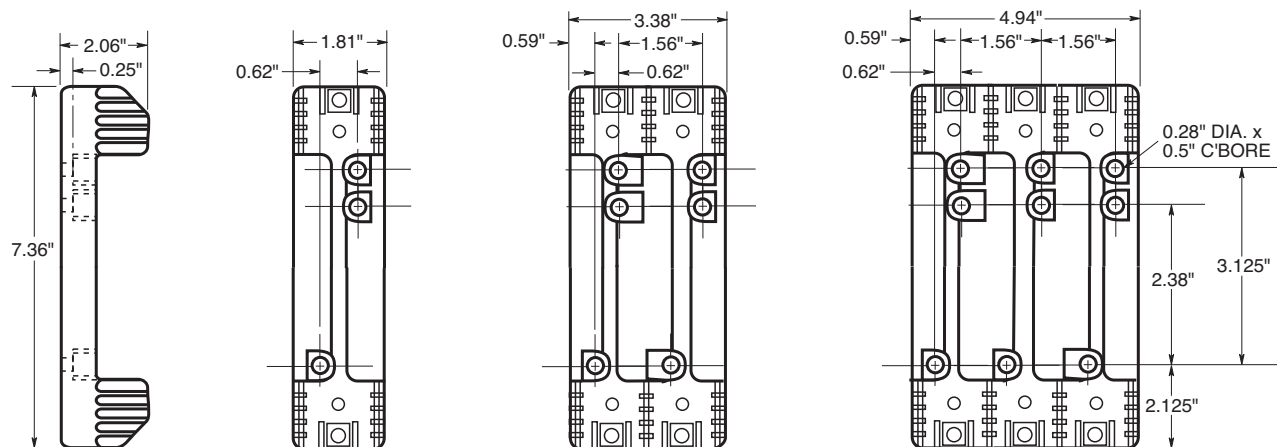


FIGURE 7.

FIGURE 8.

FIGURE 9.

250V, 101A to 200A

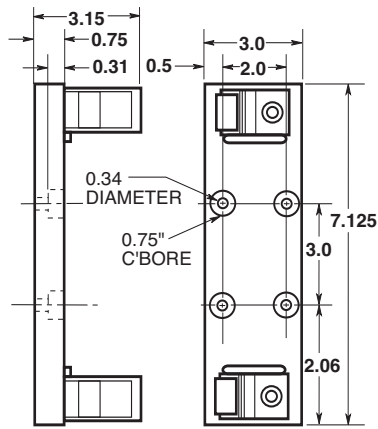


FIGURE 10.

250V, 101A to 200A

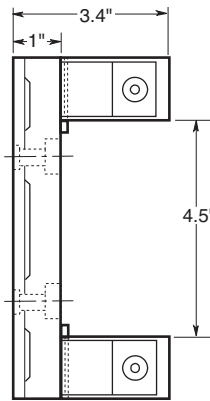
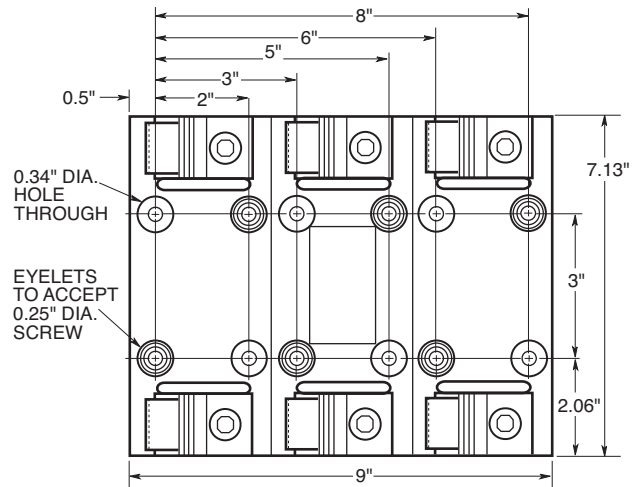


FIGURE 11.



250V, 201A to 400A

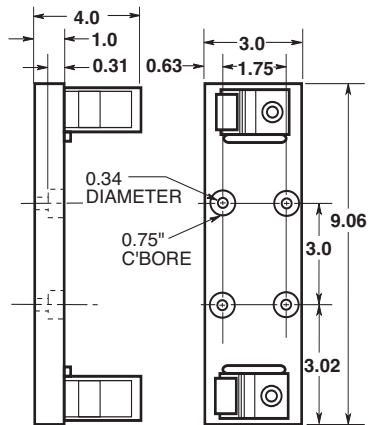


FIGURE 12.

250V, 201A to 400A

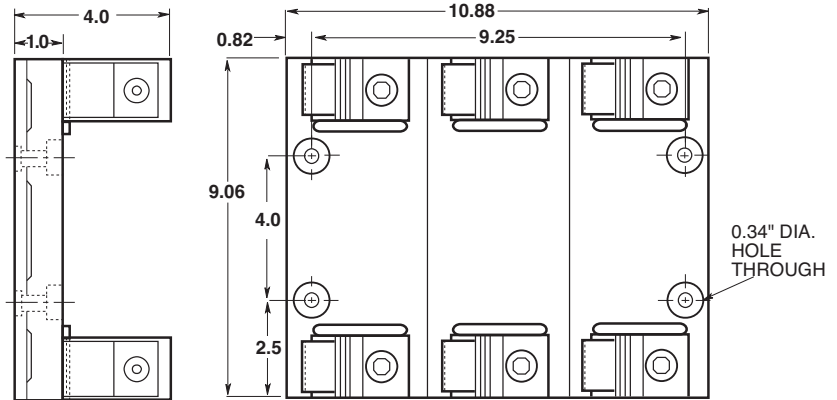


FIGURE 13.

250V, 401A to 600A

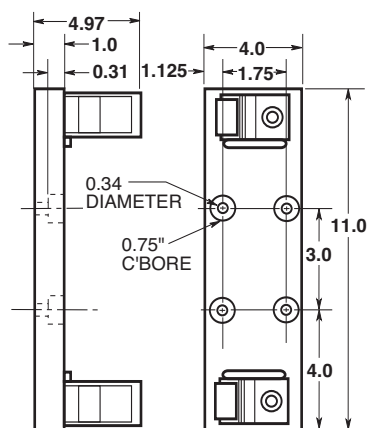


FIGURE 14.

250V, 401A to 600A

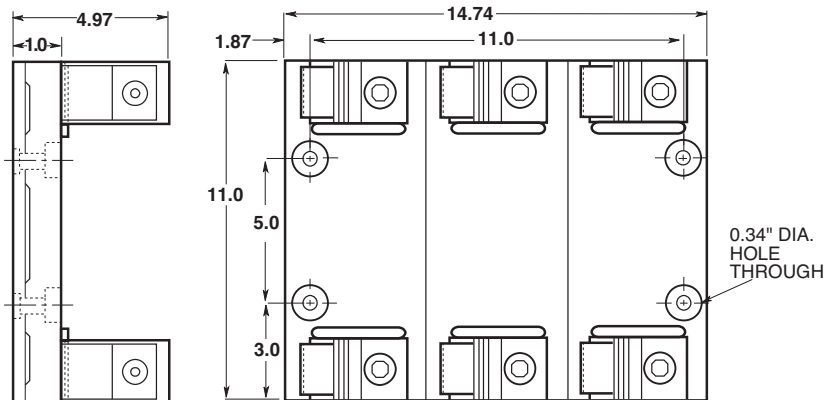


FIGURE 15.

The only controlled copy of this Data Sheet is the electronic read-only version located on the Cooper Bussmann Network Drive. All other copies of this document are by definition uncontrolled. This bulletin is intended to clearly present comprehensive product data and provide technical information that will help the end user with design applications. Cooper Bussmann reserves the right, without notice, to change design or construction of any products and to discontinue or limit distribution of any products. Cooper Bussmann also reserves the right to change or update, without notice, any technical information contained in this bulletin. Once a product has been selected, it should be tested by the user in all possible applications.