

# TRANSFORMERS FOR ECHELON<sup>®</sup> NEURON<sup>®</sup> ICs For Use with 3120<sup>™</sup> and 3150<sup>™</sup> Chips Produced by Motorola and Toshiba



- For 1.25Mbps twisted pair applications
- Provides 1500Vrms isolation for 1 minute
- 40°C to +80°C operating temperature range

## Electrical Specifications @ 25°C — Operating Temperature -40°C to +85°C

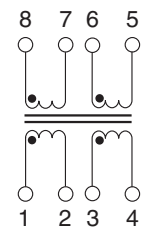
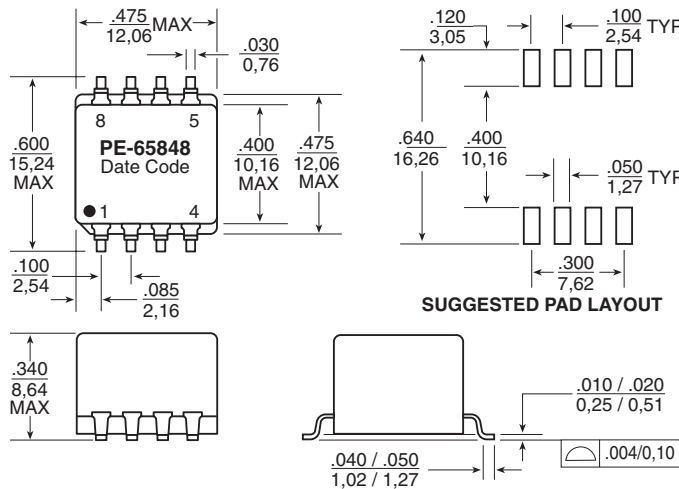
Standard Part Number	RoHS-6 Compliant Part No.	Turns Ratio (±2%)	Primary Inductance (mH)	DCR Primary (Ω MAX)	DCR Secondary (Ω MAX)	Primary Pins (Network Side)	Package
PE-65848	PE-65848NL	1CS:1CS	3.5 - 6.5	1.0	1.0	8 - 5	SMT
PE-65948	PE-65948NL	1CT:1CT	3.5 - 6.5	1.0	1.0	2 - 6	THT

NOTE: CS = Center Split, CT = Center Tap

## Mechanicals

## Schematics

### PE-65848

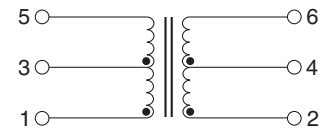
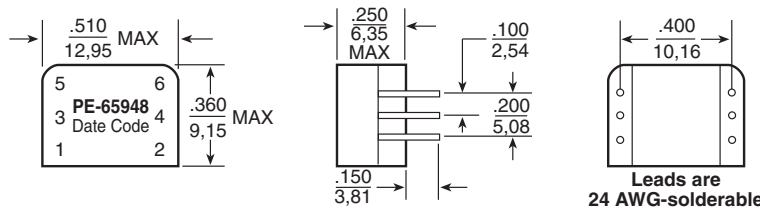


PE-65848 PE-65812

Weight ..... 2.0 grams ..... 1.2 grams  
 Tape & Reel ..... .250/reel ..... N/A  
 Tube ..... .30/tube ..... .60/tube

Dimensions: Inches  
 mm  
 Unless otherwise specified all tolerances are ±.010  
 0,25

### PE-65948



Lon<sup>®</sup> technology makes possible a new generation of smart, low-cost products that communicate with one another and that can be linked together to serve applications in consumer electronics, factory automation, vehicle controls, commercial building controls, home automation, and other industries. The PE-65848 and PE-65948 transformers are designed specifically for use with Echelon's Neuron<sup>®</sup> 3120<sup>™</sup> and Neuron<sup>®</sup> 3150<sup>™</sup> chips in 1.25 Mbps, twisted pair bus applications. The transformers provide DC isolation

and common mode noise rejection. Their characteristics have been optimized to assure the proper pulse waveform is transmitted onto the twisted pair cable when used in conjunction with the recommended circuitry. The transformers provide 1500Vrms high voltage isolation for one minute, but are not intended for use as a hazardous voltage safety barrier. Order PE-65848T for optional Tape & Reel packaging. When using PE-65948, center taps can be created by connecting winding ends together on the PCB.

## For More Information:

### Pulse Worldwide Headquarters

12220 World Trade Drive  
 San Diego, CA 92128  
 U.S.A.  
[www.pulseeng.com](http://www.pulseeng.com)  
 TEL: 858 674 8100  
 FAX: 858 674 8262

### Pulse Northern Europe

3 Huxley Road  
 Surrey Research Park  
 Guildford, Surrey GU2 5RE  
 United Kingdom  
 TEL: 44 1483 401700  
 FAX: 44 1483 401701

### Pulse Southern Europe

Zone Industrielle  
 F-39270  
 Orgelet  
 France  
 TEL: 33 3 84 35 04 04  
 FAX: 33 3 84 25 46 41

### Pulse China Headquarters

No. 1  
 Industrial District  
 Changan, Dongguan  
 China  
 TEL: 86 769 5538070  
 FAX: 86 769 5538870

### Pulse North China

Room 1503  
 XinYin Building  
 No. 888 YiShan Road  
 Shanghai 200233  
 China  
 TEL: 86 21 54643211/2  
 FAX: 86 21 54643210

### Pulse South Asia

150 Kampong Ampat  
 #07-01/02  
 KA Centre  
 Singapore 368324  
 TEL: 65 6287 8998  
 FAX: 65 6280 0080

### Pulse North Asia

No. 26  
 Kao Ching Road  
 Yang Mei Chen  
 Taoyuan Hsien  
 Taiwan, R. O. C.  
 TEL: 886 3 4641811  
 FAX: 886 3 4641911

Performance warranty of products offered on this data sheet is limited to the parameters specified. Data is subject to change without notice. Other brand and product names mentioned herein may be trademarks or registered trademarks of their respective owners.

© Copyright, 2006. Pulse Engineering, Inc. All rights reserved.

[www.pulseeng.com](http://www.pulseeng.com)

T602.B (2/06)